



## ERP16-20VF



### Key features

Primary Task: **Lifting and Stacking**

Environment: **Indoor**

Load Weight: **1600-2000 kg**

Max Lift Height: **3215-5500 mm**

Power Source: **Electric**

### 4 Wheel Electric Forklift Truck

A compact, energy efficient electric fork lift trucks designed specifically for internal confined space applications

The VF series electric counterbalanced forklift trucks design allows operation in the narrowest of aisles and also provides best-in-class manoeuvrability.

Energy efficiency and productivity can be matched to suit an application while the unique 'e-Balance' of these can provide your business with the best of both worlds.

VF series electric fork lift trucks have the widest range of platforms and battery options to ensure whatever shift pattern or application a business demands there is a model that can meet it.

Ergonomic features that provide operator comfort and operational efficiency

- Designed around the shortest to the tallest operator to provide operators with the most comfortable and ergonomic working compartment possible to reduce back strain and minimise fatigue throughout their shift
- An Infinitely adjustable steering column with memory-tilt option and low step height provides easy on and off access
- A fully adjustable full suspension low vibration seat (0.3-0.6m/s<sup>2</sup>) helps reduce the transmission of truck vibration to the operator and provides a smooth ride
- The 'heads up' display keeps your operators field of vision clear and provides 'at a glance' information on truck operating conditions and performance settings
- An adjustable mini-lever module armrest with built-in hydraulic controls, directional switch, emergency disconnect button and warning horn button ensures operators stay in control

Performance features that deliver efficient handling and high levels of productivity


- Increased articulation from the Yale Extended Steer Axle with CSE Continuous Stability Enhancement allows the VF series to manoeuvre faster in tighter working aisles and operate comfortably over uneven ground conditions
- Four performance modes can be accessed through the 'heads up' display allowing a business precise application or operator setting to be selected. Additional settings can be set by a Yale service technician
- The HiP (High Performance) setting delivers a competitive performance of 16.0km/h (laden) while the eLo (Energy Low) setting delivers low energy consumption
- The e-Balance of performance, manoeuvrability and battery shift life can all be matched to your application needs increasing productivity and throughput, significantly reducing the cost per pallet moved
- The YaleStop™ feature is automatically set by the control system so the park brake is always set whenever the truck is stationary and traction has not been requested this provides your operators with confidence when picking and depositing loads or working on gradients

Model	Load Capacity (kg)	Lift Height (mm)	Battery Capacity (V / Ah)	radius	centre
ERP16VF (MWB)	1600	5500	48V / 625Ah	1654	500
ERP16VF (LWB)	1600	5500	48V / 750Ah	1762	500
ERP18VF (MWB)	1800	5500	48V / 625Ah	1654	500
ERP18VF (LWB)	1800	5500	48V / 750Ah	1762	500
ERP20VF (LWB)	2000	5500	48V / 750Ah	1762	500



**ERP16-20VF** - Specification Sheet

**VT, VF and VL Range** - Brochure

**Yale® czołowe wózki widłowe oraz urządzenia magazynowe** - Pełna oferta produktowa



WÓZKI NOWE		SERWIS	CZĘŚCI	WÓZKI UŻYWANE		FINANSOWANIE	OUTSOURCING						
<b>Oddział Szczecin</b> ul. Szczawiowa 53d 70-010 Szczecin tel. 91 489 33 93 fax 91 482 82 18 szczecin@yale.emtor.pl		<b>Oddział Słupsk</b> ul. Poznańska 83 76-200 Słupsk tel. 59 841 10 64 fax 59 841 10 64 slupsk@yale.emtor.pl		<b>Oddział Gdańsk</b> ul. Glazurowa 7 Kowale, 80-180 Gdańsk tel. 58 301 89 46 fax 58 301 89 46 gdansk@yale.emtor.pl		<b>Oddział Poznań</b> ul. Pilotów 19 Janikowo, 62-006 Kobylnica tel. 61 653 31 57 fax 61 653 31 58 poznan@yale.emtor.pl		<b>Oddział Warszawa</b> ul. Serwituty 25 02-233 Warszawa tel. 22 343 94 85 fax 22 343 94 86 warszawa@yale.emtor.pl		<b>Oddział Wrocław</b> ul. Rakowa 28 51-421 Wrocław tel. 71 325 28 06 fax 71 325 28 20 wroclaw@yale.emtor.pl		<b>Oddział Kraków</b> ul. Cechowa 51 30-614 Kraków tel. 12 659 57 40 fax 12 659 57 40 krakow@yale.emtor.pl	
<b>Emtor Sp. z o.o.</b> ■ ul. Włocławska 147-157 ■ 87-100 Toruń ■ tel. 56 654 89 35 ■ fax 56 654 89 36 ■ biuro@yale.emtor.pl ■ www.yale.emtor.pl ■ NIP: 956-213-74-53 ■ Nr KRS: 0000122446 Sąd Rejonowy w Toruniu VII Wydział Gospodarczy KRS ■ Wartość kapitału zakładowego 3.000.000 zł													


 wyłączny przedstawiciel marki 
  
People. Products. Productivity.